



# HYDRAULIC ZERO-REACH ARBORS

Zero-reach arbors with hydraulic chuck and matching POKOLM accessories



 **pokolm**  
PREMIUMTOOLS. WE KNOW HOW.

# HYDRAULIC ARBORS AND ADAPTERS: OUTSTANDING TOOL LIVES, BEST SURFACES, MAXIMUM CONCENTRICITY

Arbors and adapters with hydraulic chucks stand out by optimum concentricity, continuous action of the cutting edge and excellent vibration-damping properties.

All these features provide an optimum surface of the workpiece and outstanding tool lives.

Moreover, the hydraulic clamping system reduces micro-chipping on the cutting edge, thus saving costs. In addition, the system provides continuous clamping forces even at high speeds, thus ensuring optimum process reliability over all speed ranges.

Exact repeat accuracy is ensured by the axial longitudinal adjustment.

All variants are designed for minimum quantity lubrication (MQL).

The hydraulic clamping system allows bars and tools to be clamped without any additional devices, thus providing minimum possible setup times even with zero-reach arbors.

A flexible clamping range from 3 to 32 mm is provided thanks to the use of reduction sleeves.

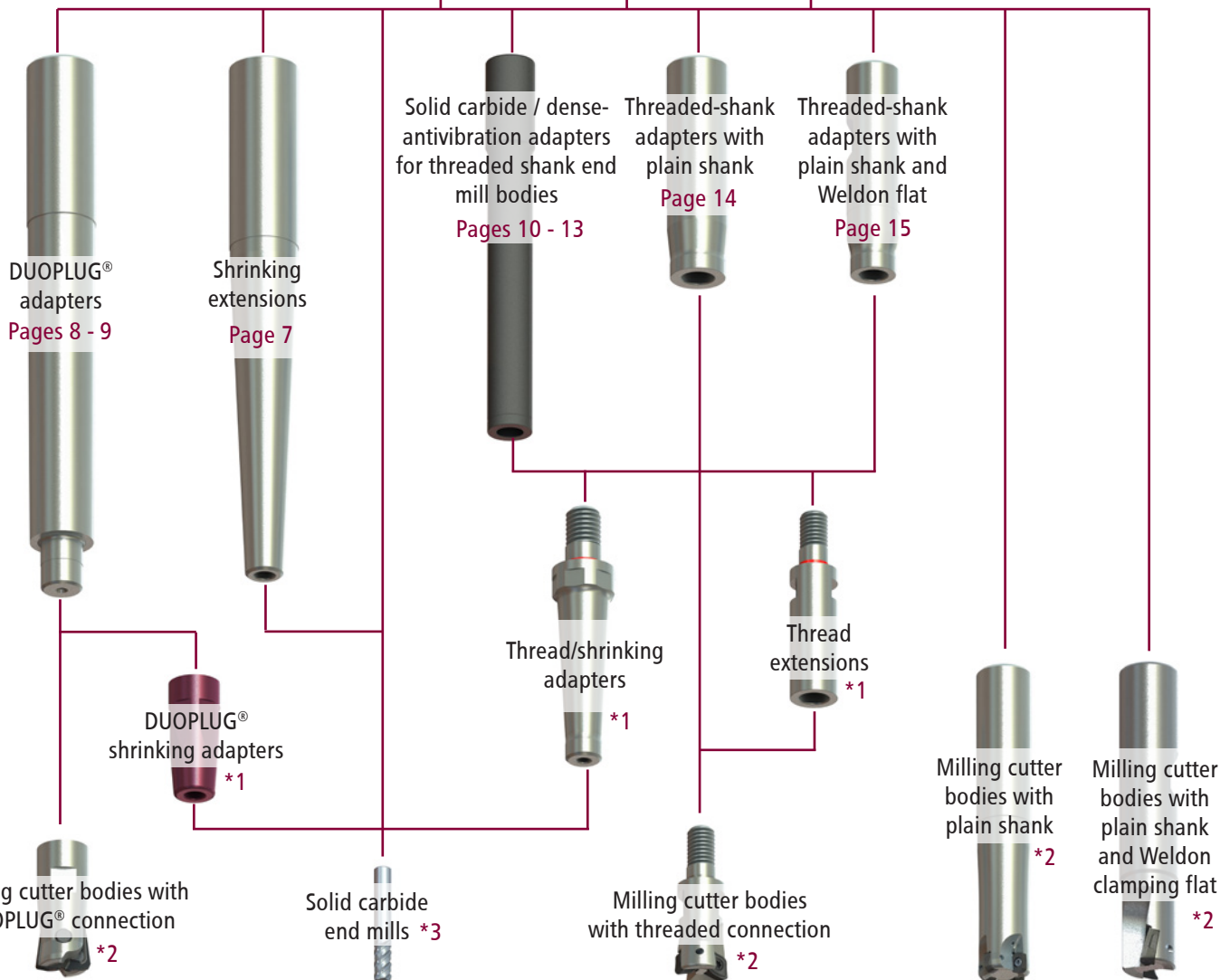


The maintenance of the hydraulic system is easy and can be done by the user himself.

Everything from a single source - the hydraulic arbors and adapters and the comprehensive POKOLM range of accessories are optimally matched to each other.

## Hydraulic chucks - All features at a glance

- ⊖ Maximum concentricity
- ⊖ Vibration-damping effect
- ⊖ High radial rigidity
- ⊖ Clamping without additional devices
- ⊖ Extremely fast setup times
- ⊖ Flexible clamping range from 3 to 32 mm thanks to the use of reduction sleeves
- ⊖ Continuous clamping force even at high speeds
- ⊖ Optimum process reliability
- ⊖ Maximum tool life
- ⊖ MQL capable
- ⊖ Ease of maintenance
- ⊖ Optimally matched range of accessories
- ⊖ Possibility of direct clamping of
  - Plain shanks in accordance with DIN6535HA,
  - Shanks with Weldon clamping flats according DIN6535HB,
  - Shanks with WhistleNotch toolholder according DIN6535HE (only with reduction sleeve)

# VARIOUS POSSIBILITIES OF COMBINATIONS WITH ACCESSORIES FROM THE POKOLM RANGE OF PRODUCTS



\*1) Catalogue "Arbors and adapter systems" \*2) Catalogue "Milling cutter bodies" \*3) Catalogue "Solid carbide end mills"



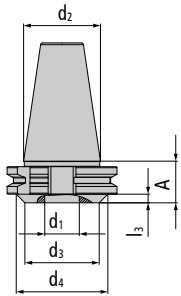
# SK 40 | SK 50 - DIN 69 871 AD

## Hydraulic chuck | Zero reach arbor

- Taper shank acc. to DIN 69871 AD or ISO 7388-1 AD
- Permitted up to max. 25,000 rpm
- MQL capable, independent of the direction of rotation
- Suited for direct clamping of all shanks that comply with DIN 6535

Hydraulic chuck |  
Zero reach arbor

Catalogue no.	Dimensions						Form/DIN	I <sub>2</sub>	I <sub>1</sub>	Accessories	Features
	d <sub>1</sub>	l <sub>3</sub>	A	d <sub>3</sub>	d <sub>4</sub>	d <sub>2</sub>					
<b>SK 40   for Ø 20</b>											
00 20 750 HDF	20	5.4	24.5	34	48	SK 40	DIN 69871 AD	-	-	A, C	
<b>SK 50   for Ø 32</b>											
15 32 710 HDF	32	11.4	30.5	44.5	70.5	SK 50	DIN 69871 AD	-	-	B, D	
<b>Accessories</b>											
A KBSK40-69872A retention knob with through hole	B KBSK50-69872A retention knob with through hole	C KBSK40-69872B retention knob without through hole	D KBSK50-69872B retention knob without through hole								



Accessories	Catalogue no.		Description				
<b>Retention knobs with through hole</b>							
	KBSK40-69872A	retention knob with through hole SK 40   DIN 69 872 A   with sealing ring groove		SK 40	DIN 69 872 A		
	KBSK50-69872A	retention knob with through hole SK 50   DIN 69 872 A   with sealing ring groove   with O ring		SK 50	DIN 69 872 A		
<b>Retention knobs without through hole</b>							
	KBSK40-69872B	retention knob without through hole SK 40   DIN 69 872 B   with sealing ring groove		SK 40	DIN 69 872 B		
	KBSK50-69872B	retention knob without through hole SK 50   DIN 69 872 B   with sealing ring groove		SK 50	DIN 69 872 B		

latest items!

available as long as stock lasts

on request

stock item, subject to confirmation

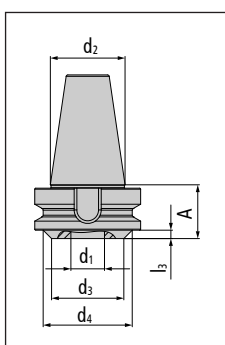
# BT 40 | BT 50 - JIS B 6339 AD

## Hydraulic chuck | Zero reach arbor

- Taper shank, form BT / JIS B 6339 AD
- Permitted up to max. 25,000 rpm
- MQL capable, independent of the direction of rotation
- Suited for direct clamping of all shanks that comply with DIN 6535



Hydraulic chuck   Zero reach arbor	Catalogue no.							Form/DIN			Accessories		Features
	d <sub>1</sub>	l <sub>3</sub>	A	d <sub>3</sub>	d <sub>4</sub>	d <sub>2</sub>	l <sub>2</sub>	l <sub>1</sub>					



BT 40   for Ø 20												
00 20 754 HDF	diam. 20	5.5	32.5	34	48	BT 40	JIS B 6339 AD	-	-			<input checked="" type="checkbox"/> <input type="checkbox"/> <input type="checkbox"/> <input type="checkbox"/> <input type="checkbox"/> <input type="checkbox"/> <input type="checkbox"/> <input type="checkbox"/> <input type="checkbox"/> <input type="checkbox"/> <input type="checkbox"/>
BT 50   for Ø 32												
15 32 714 HDF	32	11.4	49.4	44.5	70.5	BT 50	JIS B 6339 AD	-	-			<input checked="" type="checkbox"/> <input type="checkbox"/> <input type="checkbox"/> <input type="checkbox"/> <input type="checkbox"/> <input type="checkbox"/> <input type="checkbox"/> <input type="checkbox"/> <input type="checkbox"/> <input type="checkbox"/> <input type="checkbox"/>



# REDUCTION SLEEVES FOR HYDRAULIC CHUCK

D20 for diam. 3 - 16 mm | D32 for diam. 6 - 25 mm


Precision reduction sleeve

- Coolant-sealed
- Slit, for different diameters
- Suited for the clamping of all shanks complying with DIN6535
- Repetition accuracy 6 μm

Collets in other sizes and variants on request.

D20 for diam. 3 - 16 mm  
D32 for diam. 6 - 25 mm

Catalogue no.	Dimensions						Form/DIN	l <sub>2</sub>	l <sub>1</sub>	Accessories	Features
	d <sub>1</sub>	l <sub>3</sub>	A	d <sub>3</sub>	d <sub>4</sub>	d <sub>2</sub>					



D20											
Part No.	diam.	l <sub>3</sub>	A	d <sub>3</sub>	d <sub>4</sub>	d <sub>2</sub>	Form/DIN	l <sub>2</sub>	l <sub>1</sub>	Accessories	Features
HDF20-03-IC	diam. 3	4	-	25	-	20	-	-	-	✓	HSM
HDF20-04-IC	diam. 4	4	-	25	-	20	-	-	-	✓	HSM
HDF20-05-IC	diam. 5	4	-	25	-	20	-	-	-	✓	HSM
HDF20-06-IC	diam. 6	4	-	25	-	20	-	-	-	✓	HSM
HDF20-08-IC	diam. 8	4	-	25	-	20	-	-	-	✓	HSM
HDF20-10-IC	diam. 10	4	-	25	-	20	-	-	-	✓	HSM
HDF20-12-IC	diam. 12	4	-	25	-	20	-	-	-	✓	HSM
HDF20-14-IC	diam. 14	4	-	25	-	20	-	-	-	✓	HSM
HDF20-16-IC	diam. 16	4	-	25	-	20	-	-	-	✓	HSM

D32											
Part No.	diam.	l <sub>3</sub>	A	d <sub>3</sub>	d <sub>4</sub>	d <sub>2</sub>	Form/DIN	l <sub>2</sub>	l <sub>1</sub>	Accessories	Features
HDF32-06-IC	diam. 6	4	-	36	-	32	-	-	-	✓	HSM
HDF32-08-IC	diam. 8	4	-	36	-	32	-	-	-	✓	HSM
HDF32-10-IC	diam. 10	4	-	36	-	32	-	-	-	✓	HSM
HDF32-12-IC	diam. 12	4	-	36	-	32	-	-	-	✓	HSM
HDF32-14-IC	diam. 14	4	-	36	-	32	-	-	-	✓	HSM
HDF32-16-IC	diam. 16	4	-	36	-	32	-	-	-	✓	HSM
HDF32-18-IC	diam. 18	4	-	36	-	32	-	-	-	✓	HSM
HDF32-20-IC	diam. 20	4	-	36	-	32	-	-	-	✓	HSM
HDF32-25-IC	diam. 25	4	-	36	-	32	-	-	-	✓	HSM

# POKOLM PLAIN SHANK SHRINKING ADAPTORS

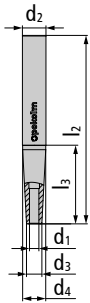
diam. 3 - 12 mm

Pokolm plain shank shrinking adaptors are suitable for fast and economic reach of deep cavities.

Shanks are produced in h5 tolerance and provide an exceptional high degree of rigidity during processing.



diam. 3 - 12 mm												Accessories		Features	
Catalogue no.			d <sub>1</sub>	l <sub>3</sub>	A	d <sub>3</sub>	d <sub>4</sub>	d <sub>2</sub>	Form/DIN		l <sub>2</sub>	l <sub>1</sub>			



diam. 3 mm												Accessories		Features	
112 03 604 S.01	diam. 3	66.8	-	9	16	diam. 16	-	160	-				<input checked="" type="checkbox"/>	<input checked="" type="checkbox"/>	
115 03 604 S.01	diam. 3	28.6	-	9	12	diam. 12	-	160	-				<input checked="" type="checkbox"/>	<input checked="" type="checkbox"/>	
diam. 4 mm												Accessories		Features	
112 04 604 S.01	diam. 4	66.8	-	10.5	16	diam. 16	-	160	-				<input checked="" type="checkbox"/>	<input checked="" type="checkbox"/>	
115 04 604 S.01	diam. 4	14.31	-	10.5	12	diam. 12	-	160	-				<input checked="" type="checkbox"/>	<input checked="" type="checkbox"/>	
diam. 6 mm												Accessories		Features	
112 06 604 S	diam. 6	47.7	-	11	16	diam. 16	-	160	-				<input checked="" type="checkbox"/>	<input checked="" type="checkbox"/>	
115 06 604 S	diam. 6	11.45	-	11	12	diam. 12	-	160	-				<input checked="" type="checkbox"/>	<input checked="" type="checkbox"/>	
diam. 8 mm												Accessories		Features	
112 08 604 S	diam. 8	28.6	-	13	16	diam. 16	-	160	-				<input checked="" type="checkbox"/>	<input checked="" type="checkbox"/>	
110 08 604 S	diam. 8	66.8	-	13	20	diam. 20	-	160	-				<input checked="" type="checkbox"/>	<input checked="" type="checkbox"/>	
diam. 10 mm												Accessories		Features	
110 10 604 S	diam. 10	47.7	-	15	20	diam. 20	-	160	-				<input checked="" type="checkbox"/>	<input checked="" type="checkbox"/>	
diam. 12 mm												Accessories		Features	
104 12 604 S	diam. 12	76.3	-	17	25	diam. 25	-	160	-				<input checked="" type="checkbox"/>	<input checked="" type="checkbox"/>	



# POKOLM DUOPLUG®


M 7 - M 16

The solid carbide adapters which are part of the POKOLM DuoPlug®-System are especially suited for HSC and provide absolutely backlash-free fitting and extreme precision combined with the retention force required for roughing applications.

1/2 ▶

M 7 - M 16

Catalogue no.	d <sub>1</sub>	l <sub>3</sub>	A	d <sub>3</sub>	d <sub>4</sub>	d <sub>2</sub>	Form/DIN	l <sub>2</sub>	l <sub>1</sub>	Accessories		Features	



M 7														
20 07 603	M 7	20	-	10.8	11.4	diam. 12	-	68	-		<input checked="" type="checkbox"/>	<input checked="" type="checkbox"/>	<input checked="" type="checkbox"/>	HSM
40 07 603	M 7	40	-	10.8	11.4	diam. 12	-	88	-		<input checked="" type="checkbox"/>	<input checked="" type="checkbox"/>	<input checked="" type="checkbox"/>	HSM
60 07 603/12	M 7	60	-	10.8	11.4	diam. 12	-	108	-		<input checked="" type="checkbox"/>	<input checked="" type="checkbox"/>	<input checked="" type="checkbox"/>	HSM
80 07 603/12	M 7	80	-	10.8	11.4	diam. 12	-	128	-		<input checked="" type="checkbox"/>	<input checked="" type="checkbox"/>	<input checked="" type="checkbox"/>	HSM

M 10														
25 10 603	M 10	25	-	15	15.9	diam. 16	-	73	-		<input checked="" type="checkbox"/>	<input checked="" type="checkbox"/>	<input checked="" type="checkbox"/>	HSM
50 10 603	M 10	50	-	15	15.9	diam. 16	-	98	-		<input checked="" type="checkbox"/>	<input checked="" type="checkbox"/>	<input checked="" type="checkbox"/>	HSM
75 10 603	M 10	75	-	15	15.9	diam. 16	-	123	-		<input checked="" type="checkbox"/>	<input checked="" type="checkbox"/>	<input checked="" type="checkbox"/>	HSM
100 10 603	M 10	100	-	15	15.9	diam. 16	-	148	-		<input checked="" type="checkbox"/>	<input checked="" type="checkbox"/>	<input checked="" type="checkbox"/>	HSM
125 10 603	M 10	125	-	15	15.9	diam. 16	-	173	-		<input checked="" type="checkbox"/>	<input checked="" type="checkbox"/>	<input checked="" type="checkbox"/>	HSM
150 10 603	M 10	150	-	15	15.9	diam. 16	-	200	-		<input checked="" type="checkbox"/>	<input checked="" type="checkbox"/>	<input checked="" type="checkbox"/>	HSM

M 12														
25 12 603	M 12	25	-	18.5	19.9	diam. 20	-	75	-		<input checked="" type="checkbox"/>	<input checked="" type="checkbox"/>	<input checked="" type="checkbox"/>	HSM
50 12 603	M 12	50	-	18.5	19.9	diam. 20	-	100	-		<input checked="" type="checkbox"/>	<input checked="" type="checkbox"/>	<input checked="" type="checkbox"/>	HSM
75 12 603	M 12	75	-	18.5	19.9	diam. 20	-	125	-		<input checked="" type="checkbox"/>	<input checked="" type="checkbox"/>	<input checked="" type="checkbox"/>	HSM
100 12 603	M 12	100	-	18.5	19.9	diam. 20	-	150	-		<input checked="" type="checkbox"/>	<input checked="" type="checkbox"/>	<input checked="" type="checkbox"/>	HSM
125 12 603	M 12	125	-	18.5	19.9	diam. 20	-	175	-		<input checked="" type="checkbox"/>	<input checked="" type="checkbox"/>	<input checked="" type="checkbox"/>	HSM
150 12 603	M 12	150	-	18.5	19.9	diam. 20	-	200	-		<input checked="" type="checkbox"/>	<input checked="" type="checkbox"/>	<input checked="" type="checkbox"/>	HSM
175 12 603	M 12	175	-	18.5	19.9	diam. 20	-	225	-		<input checked="" type="checkbox"/>	<input checked="" type="checkbox"/>	<input checked="" type="checkbox"/>	HSM



M 7 - M 16

Catalogue no.

d<sub>1</sub>

l<sub>3</sub>

A

d<sub>3</sub>

d<sub>4</sub>

d<sub>2</sub>

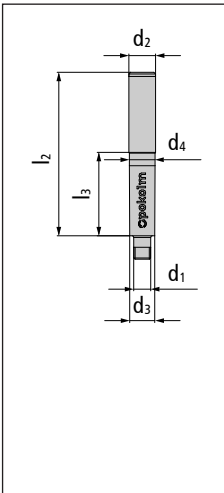
Form/DIN

l<sub>2</sub>

l<sub>1</sub>

Accessories

Features



M 16		d <sub>1</sub>	l <sub>3</sub>	A	d <sub>3</sub>	d <sub>4</sub>	d <sub>2</sub>	Form/DIN	l <sub>2</sub>	l <sub>1</sub>	Accessories	Features
25 16 603	M 16	25	-	23.4	24.9	diam. 25	-	81	-		<input checked="" type="checkbox"/> <input type="checkbox"/> <input type="checkbox"/> <input type="checkbox"/> <input type="checkbox"/> HSM	
50 16 603	M 16	50	-	23.4	24.9	diam. 25	-	106	-		<input checked="" type="checkbox"/> <input type="checkbox"/> <input type="checkbox"/> <input type="checkbox"/> <input type="checkbox"/> HSM	
75 16 603	M 16	75	-	23.4	24.9	diam. 25	-	131	-		<input checked="" type="checkbox"/> <input type="checkbox"/> <input type="checkbox"/> <input type="checkbox"/> <input type="checkbox"/> HSM	
100 16 603	M 16	100	-	23.4	24.4	diam. 25	-	156	-		<input checked="" type="checkbox"/> <input type="checkbox"/> <input type="checkbox"/> <input type="checkbox"/> <input type="checkbox"/> HSM	
125 16 603	M 16	125	-	23.4	24.9	diam. 25	-	181	-		<input checked="" type="checkbox"/> <input type="checkbox"/> <input type="checkbox"/> <input type="checkbox"/> <input type="checkbox"/> HSM	
150 16 603	M 16	150	-	23.4	24.9	diam. 25	-	206	-		<input checked="" type="checkbox"/> <input type="checkbox"/> <input type="checkbox"/> <input type="checkbox"/> <input type="checkbox"/> HSM	
175 16 603	M 16	175	-	23.4	24.9	diam. 25	-	231	-		<input checked="" type="checkbox"/> <input type="checkbox"/> <input type="checkbox"/> <input type="checkbox"/> <input type="checkbox"/> HSM	
200 16 603	M 16	200	-	23.4	24.9	diam. 25	-	256	-		<input checked="" type="checkbox"/> <input type="checkbox"/> <input type="checkbox"/> <input type="checkbox"/> <input type="checkbox"/> HSM	



# SOLID CARBIDE ADAPTERS - FOR SCREW-ON END MILLS

M 6 - M 16

POKOLM solid carbide adapters for screw-on end mills are well suited for HSC and with extreme precision provide the retention force required for roughening applications. All adapters have an internal coolant supply as standard.

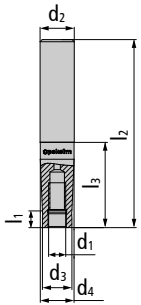
1/2 ▶

M 6 - M 16

Catalogue no.

$d_1$   $l_3$  A  $d_3$   $d_4$   $d_2$  Form/DIN  $l_2$   $l_1$

Accessories  
Features



## M 6

20 06 606/10 ZYL	M 6	20	-	9.5	9.5	diam. 10	-	60	-	<input checked="" type="checkbox"/>	<input checked="" type="checkbox"/>	<input checked="" type="checkbox"/>
20 06 606/12 ZYL	M 6	20	-	11.5	11.5	diam. 12	-	65	-	<input checked="" type="checkbox"/>	<input checked="" type="checkbox"/>	<input checked="" type="checkbox"/>
40 06 606/10 ZYL	M 6	40	-	9.5	9.5	diam. 10	-	80	-	<input checked="" type="checkbox"/>	<input checked="" type="checkbox"/>	<input checked="" type="checkbox"/>
40 06 606/12 ZYL	M 6	40	-	11.5	11.5	diam. 12	-	85	-	<input checked="" type="checkbox"/>	<input checked="" type="checkbox"/>	<input checked="" type="checkbox"/>
60 06 606/10 ZYL	M 6	60	-	9.5	9.5	diam. 10	-	100	-	<input checked="" type="checkbox"/>	<input checked="" type="checkbox"/>	<input checked="" type="checkbox"/>
60 06 606/12 ZYL	M 6	60	-	11.5	11.5	diam. 12	-	105	-	<input checked="" type="checkbox"/>	<input checked="" type="checkbox"/>	<input checked="" type="checkbox"/>
80 06 606/10 ZYL	M 6	80	-	9.5	9.5	diam. 10	-	120	-	<input checked="" type="checkbox"/>	<input checked="" type="checkbox"/>	<input checked="" type="checkbox"/>
80 06 606/12 ZYL	M 6	80	-	11.5	11.5	diam. 12	-	125	-	<input checked="" type="checkbox"/>	<input checked="" type="checkbox"/>	<input checked="" type="checkbox"/>
100 06 606/12 ZYL	M 6	100	-	11.5	11.5	diam. 12	-	145	-	<input checked="" type="checkbox"/>	<input checked="" type="checkbox"/>	<input checked="" type="checkbox"/>

## M 8

40 08 606	M 8	40	-	14.2	15.3	diam. 16	-	88	9	<input checked="" type="checkbox"/>	<input checked="" type="checkbox"/>	<input checked="" type="checkbox"/>
60 08 606	M 8	60	-	14.2	15.3	diam. 16	-	108	9	<input checked="" type="checkbox"/>	<input checked="" type="checkbox"/>	<input checked="" type="checkbox"/>
80 08 606	M 8	80	-	14.2	15.3	diam. 16	-	128	9	<input checked="" type="checkbox"/>	<input checked="" type="checkbox"/>	<input checked="" type="checkbox"/>
100 08 606	M 8	100	-	14.2	15.3	diam. 16	-	148	9	<input checked="" type="checkbox"/>	<input checked="" type="checkbox"/>	<input checked="" type="checkbox"/>
120 08 606	M 8	120	-	14.2	15.3	diam. 16	-	168	9	<input checked="" type="checkbox"/>	<input checked="" type="checkbox"/>	<input checked="" type="checkbox"/>

## M 10

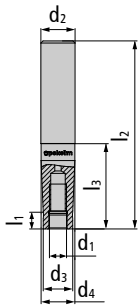
60 10 606	M 10	60	-	18.5	19.3	diam. 20	-	110	9	<input checked="" type="checkbox"/>	<input checked="" type="checkbox"/>	<input checked="" type="checkbox"/>
80 10 606	M 10	80	-	18.5	19.3	diam. 20	-	130	9	<input checked="" type="checkbox"/>	<input checked="" type="checkbox"/>	<input checked="" type="checkbox"/>
100 10 606	M 10	100	-	18.5	19.3	diam. 20	-	150	9	<input checked="" type="checkbox"/>	<input checked="" type="checkbox"/>	<input checked="" type="checkbox"/>
120 10 606	M 10	120	-	18.5	19.3	diam. 20	-	170	9	<input checked="" type="checkbox"/>	<input checked="" type="checkbox"/>	<input checked="" type="checkbox"/>
140 10 606	M 10	140	-	18.5	19.3	diam. 20	-	190	9	<input checked="" type="checkbox"/>	<input checked="" type="checkbox"/>	<input checked="" type="checkbox"/>

M 6 - M 16

Catalogue no.

d<sub>1</sub> l<sub>3</sub> A d<sub>3</sub> d<sub>4</sub> d<sub>2</sub> Form/DIN l<sub>2</sub> l<sub>1</sub>

Accessories  
Features



M 12

80 12 606	M 12	80	-	23	24.3	diam. 25	-	136	9		<input checked="" type="checkbox"/> <input checked="" type="checkbox"/> <input checked="" type="checkbox"/> <input checked="" type="checkbox"/>
100 12 606	M 12	100	-	23	24.3	diam. 25	-	156	9		<input checked="" type="checkbox"/> <input checked="" type="checkbox"/> <input checked="" type="checkbox"/> <input checked="" type="checkbox"/>
120 12 606	M 12	120	-	23	24.3	diam. 25	-	176	9		<input checked="" type="checkbox"/> <input checked="" type="checkbox"/> <input checked="" type="checkbox"/> <input checked="" type="checkbox"/>
140 12 606	M 12	140	-	23	24.3	diam. 25	-	196	9		<input checked="" type="checkbox"/> <input checked="" type="checkbox"/> <input checked="" type="checkbox"/> <input checked="" type="checkbox"/>
160 12 606	M 12	160	-	23	24.3	diam. 25	-	216	9		<input checked="" type="checkbox"/> <input checked="" type="checkbox"/> <input checked="" type="checkbox"/> <input checked="" type="checkbox"/>

M 16

100 16 606/32	M 16	100	-	29	31.5	diam. 32	-	160	9		<input checked="" type="checkbox"/> <input checked="" type="checkbox"/> <input checked="" type="checkbox"/> <input checked="" type="checkbox"/>
150 16 606/32	M 16	150	-	29	31.5	diam. 32	-	210	9		<input checked="" type="checkbox"/> <input checked="" type="checkbox"/> <input checked="" type="checkbox"/> <input checked="" type="checkbox"/>
200 16 606/32	M 16	200	-	29	31.5	diam. 32	-	260	9		<input checked="" type="checkbox"/> <input checked="" type="checkbox"/> <input checked="" type="checkbox"/> <input checked="" type="checkbox"/>
250 16 606/32	M 16	250	-	29	31.5	diam. 32	-	310	9		<input checked="" type="checkbox"/> <input checked="" type="checkbox"/> <input checked="" type="checkbox"/> <input checked="" type="checkbox"/>
300 16 606/32	M 16	300	-	29	31.5	diam. 32	-	360	9		<input checked="" type="checkbox"/> <input checked="" type="checkbox"/> <input checked="" type="checkbox"/> <input checked="" type="checkbox"/>



# DENSE ANTIVIBRATION ADAPTERS- FOR SCREW-ON END MILLS


**M 8 - M 16**

POKOLM solid carbide adapters for screw-on end mills are characterised by their outstanding precision. These adapters are excellent for HSC finishing processes thanks to their vibration-reducing characteristics. Adapters are also available with an internal coolant supply upon request.

1/2 ▶

M 8 - M 16

Catalogue no.	d <sub>1</sub>	l <sub>3</sub>	A	d <sub>3</sub>	d <sub>4</sub>	d <sub>2</sub>	Form/DIN	l <sub>2</sub>	l <sub>1</sub>	Accessories		Features	



M 8												
40 08 601	M 8	40	-	14.2	15.3	diam. 16	-	88	9		<input checked="" type="checkbox"/>	<input checked="" type="checkbox"/>
60 08 601	M 8	60	-	14.2	15.3	diam. 16	-	108	9		<input checked="" type="checkbox"/>	<input checked="" type="checkbox"/>
80 08 601	M 8	80	-	14.2	15.3	diam. 16	-	128	9		<input checked="" type="checkbox"/>	<input checked="" type="checkbox"/>
100 08 601	M 8	100	-	14.2	15.3	diam. 16	-	148	9		<input checked="" type="checkbox"/>	<input checked="" type="checkbox"/>
120 08 601	M 8	120	-	14.2	15.3	diam. 16	-	168	9		<input checked="" type="checkbox"/>	<input checked="" type="checkbox"/>
150 08 601	M 8	150	-	14.2	15.3	diam. 16	-	198	9		<input checked="" type="checkbox"/>	<input checked="" type="checkbox"/>

M 10												
60 10 601	M 10	60	-	18.5	19.3	diam. 20	-	110	9		<input checked="" type="checkbox"/>	<input checked="" type="checkbox"/>
80 10 601	M 10	80	-	18.5	19.3	diam. 20	-	130	9		<input checked="" type="checkbox"/>	<input checked="" type="checkbox"/>
100 10 601	M 10	100	-	18.5	19.3	diam. 20	-	150	9		<input checked="" type="checkbox"/>	<input checked="" type="checkbox"/>
120 10 601	M 10	120	-	18.5	19.3	diam. 20	-	170	9		<input checked="" type="checkbox"/>	<input checked="" type="checkbox"/>
140 10 601	M 10	140	-	18.5	19.3	diam. 20	-	190	9		<input checked="" type="checkbox"/>	<input checked="" type="checkbox"/>

M 12												
50 12 601	M 12	50	-	23	24.3	diam. 25	-	106	9		<input checked="" type="checkbox"/>	<input checked="" type="checkbox"/>
75 12 601	M 12	75	-	23	24.3	diam. 25	-	131	9		<input checked="" type="checkbox"/>	<input checked="" type="checkbox"/>
100 12 601	M 12	100	-	23	24.3	diam. 25	-	156	9		<input checked="" type="checkbox"/>	<input checked="" type="checkbox"/>
125 12 601	M 12	125	-	23	24.3	diam. 25	-	181	9		<input checked="" type="checkbox"/>	<input checked="" type="checkbox"/>
150 12 601	M 12	150	-	23	24.3	diam. 25	-	206	9		<input checked="" type="checkbox"/>	<input checked="" type="checkbox"/>
175 12 601	M 12	175	-	23	24.3	diam. 25	-	231	9		<input checked="" type="checkbox"/>	<input checked="" type="checkbox"/>

M 8 - M 16

Catalogue no.

d<sub>1</sub>

l<sub>3</sub>

A

d<sub>3</sub>

d<sub>4</sub>

d<sub>2</sub>

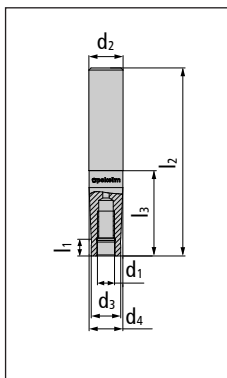
Form/DIN

l<sub>2</sub>

l<sub>1</sub>

Accessories

Features



M 16											
Catalogue no.	d <sub>1</sub>	l <sub>3</sub>	A	d <sub>3</sub>	d <sub>4</sub>	d <sub>2</sub>	Form/DIN	l <sub>2</sub>	l <sub>1</sub>	Accessories	Features
100 16 601/32	M 16	100	-	29	31.5	diam. 32	-	160	9		<input checked="" type="checkbox"/>
150 16 601/32	M 16	150	-	29	31.5	diam. 32	-	210	9		<input checked="" type="checkbox"/>
200 16 601/32	M 16	200	-	29	31.5	diam. 32	-	260	9		<input checked="" type="checkbox"/>
250 16 601/32	M 16	250	-	29	31.5	diam. 32	-	310	9		<input checked="" type="checkbox"/>
300 16 601/32	M 16	300	-	29	31.5	diam. 32	-	360	9		<input checked="" type="checkbox"/>



# THREADED SHANK ADAPTERS WITH CYLINDRICAL SHAFT - DIN6535HA

M 6 - M 16

Threaded adapters with a cylindrical shaft according to DIN6535HA. For use in collet chuck arbors or also hydraulic expansion chucks. Manufactured according to the POKOLM standard with smoothed plane and mating surfaces and an internal coolant supply option.

M 6 - M 16

		Catalogue no.							Form/DIN		Accessories		Features	
		d <sub>1</sub>	l <sub>3</sub>	A	d <sub>3</sub>	d <sub>4</sub>	d <sub>2</sub>		l <sub>2</sub>	l <sub>1</sub>				
	<b>M 6</b>	20 06 600/10 G	M 6	20	-	9.5	9.5	diam. 10	-	65	7.8		<input checked="" type="checkbox"/>	
		20 06 600/12 G	M 6	20	-	11.5	11.5	diam. 12	-	65	7.8		<input checked="" type="checkbox"/>	
		40 06 600/10 G	M 6	40	-	9.5	9.5	diam. 10	-	85	7.8		<input checked="" type="checkbox"/>	
		40 06 600/12 G	M 6	40	-	11.5	11.5	diam. 12	-	85	7.8		<input checked="" type="checkbox"/>	
		<b>M 8</b>	20 16 600 G	M 8	20	-	13.8	15.8	diam. 16	-	68	7.8		<input checked="" type="checkbox"/>
		40 16 600 G	M 8	40	-	13.8	15.8	diam. 16	-	88	7.8		<input checked="" type="checkbox"/>	
		<b>M 10</b>	25 20 600 G	M 10	25	-	18	19.8	diam. 20	-	75	7.8		<input checked="" type="checkbox"/>
		45 20 600 G	M 10	45	-	18	19.8	diam. 20	-	95	7.8		<input checked="" type="checkbox"/>	
		<b>M 12</b>	30 25 600 G	M 12	30	-	21	24.9	diam. 25	-	86	7.8		<input checked="" type="checkbox"/>
		50 25 600 G	M 12	50	-	21	24.8	diam. 25	-	106	7.8		<input checked="" type="checkbox"/>	
		<b>M 16</b>	50 32 600 G	M 16	50	-	29	31.8	diam. 32	-	110	7.8		<input checked="" type="checkbox"/>

# THREADED SHANK ADAPTERS WITH CYLINDRICAL SHAFT - DIN6535HB

M 6 - M 16

Threaded shank adapter with a cylindrical shaft and an additional Weldon collet surface according to DIN6535HB. For use in Weldon arbors.  
Manufactured according to the POKOLM standard with smoothed plane and mating surfaces and an internal coolant supply option.



M 6 - M 16		Catalogue no.		d <sub>1</sub>	l <sub>3</sub>	A	d <sub>3</sub>	d <sub>4</sub>	d <sub>2</sub>	Form/DIN	l <sub>2</sub>	l <sub>1</sub>	Accessories	Features
	<b>M 6</b>		20 06 600/10	M 6	20	-	9.5	9.5	diam. 10	-	65	7.8		<input checked="" type="checkbox"/> <input type="checkbox"/> <input type="checkbox"/> <input type="checkbox"/>
			20 06 600/12	M 6	20	-	11.5	11.5	diam. 12	-	65	7.8		<input checked="" type="checkbox"/> <input type="checkbox"/> <input type="checkbox"/> <input type="checkbox"/>
			40 06 600/10	M 6	40	-	9.5	9.5	diam. 10	-	85	7.8		<input checked="" type="checkbox"/> <input type="checkbox"/> <input type="checkbox"/> <input type="checkbox"/>
			40 06 600/12	M 6	40	-	11.5	11.5	diam. 12	-	85	7.8		<input checked="" type="checkbox"/> <input type="checkbox"/> <input type="checkbox"/> <input type="checkbox"/>
	<b>M 8</b>		20 16 600	M 8	20	-	13.8	15.8	diam. 16	-	68	7.8		<input checked="" type="checkbox"/> <input type="checkbox"/> <input type="checkbox"/> <input type="checkbox"/>
			40 16 600	M 8	40	-	13.8	15.8	diam. 16	-	88	7.8		<input checked="" type="checkbox"/> <input type="checkbox"/> <input type="checkbox"/> <input type="checkbox"/>
	<b>M 10</b>		25 20 600	M 10	25	-	18	19.8	diam. 20	-	75	7.8		<input checked="" type="checkbox"/> <input type="checkbox"/> <input type="checkbox"/> <input type="checkbox"/>
			45 20 600	M 10	45	-	18	19.8	diam. 20	-	95	7.8		<input checked="" type="checkbox"/> <input type="checkbox"/> <input type="checkbox"/> <input type="checkbox"/>
	<b>M 12</b>		30 25 600	M 12	30	-	21	24.9	diam. 25	-	86	7.8		<input checked="" type="checkbox"/> <input type="checkbox"/> <input type="checkbox"/> <input type="checkbox"/>
			50 25 600	M 12	50	-	21	24.9	diam. 25	-	106	7.8		<input checked="" type="checkbox"/> <input type="checkbox"/> <input type="checkbox"/> <input type="checkbox"/>
	<b>M 16</b>		50 32 600	M 16	50	-	29	31.8	diam. 32	-	110	7.8		<input checked="" type="checkbox"/> <input type="checkbox"/> <input type="checkbox"/> <input type="checkbox"/>



**Pokolm**  
**Frästechnik GmbH & Co. KG**

Adam-Opel-Straße 5  
33428 Harsewinkel  
Germany

Fon: +49 5247 9361-0  
Fax: +49 5247 9361-99

info@pokolm.com  
www.pokolm.com



[www.pokolm.com](http://www.pokolm.com)